

2023 MEDS Computer Orientation

Bren Compute Team:

- Brad Hill
- Kat Le
- Garrett Favre-Schwan
- Cuddy Ritchason

Offices:

- Main Help Desk: Bren 3516 (Office Wing)
- Kat @ NCEAS on MEDS class days

Targeted Orientation

- This computing orientation is targeted at getting you up and running quickly with select information from key computing topics
- Will be supplemented throughout the year with additional communications targeting specific resources / services
- Please feel free to ask follow-up questions in the MEDS Slack [#compute](#) channel or by emailing compute@bren.ucsb.edu , we are happy to chat!

Quick Show of Hands / Woop!

- Mac Laptop?
- PC Laptop?
- Happy with your laptop?
- Logged into Canvas?
- Installed and run Pulse Secure (VPN) from UCSB?
- Do you have MS Office installed?
- Does fruit have any business being on Pizza?

Computer Accounts

1. UCSBnetID

2. UCSB Google Account

- Google Email, Google Drive, etc.
- Also called UCSB Connect account
- Username / Password fed by UCSBnetID system

3. Bren Desktop account

- Used to login to Bren computers, REEF, R Studio Server, Bren WiFi, Printing, Etc.
- Password is assigned by Bren Compute Team and cannot be changed
- Same username as UCSBnetID to make life easier, different password as it's not tied into UCSBnetID system
- Distributed via Google Sheets

UCSB Google Account and Email Addresses

Your UCSB Google Account has multiple Email Addresses:

- UCSBnetID@ucsb.edu (Connect / Primary Address)
 - UCSBnetID@umail.ucsb.edu (uMail Alias)
 - UCSBnetID@bren.ucsb.edu (Departmental Alias)
- You can receive email sent to any of these addresses
- You can send email from any of these addresses
- 13 months after you graduate, UCSB deactivates your Google Account
- We let you forward your @bren.ucsb.edu to a personal email address in perpetuity
- Keep the above in mind when choosing an email address to create accounts

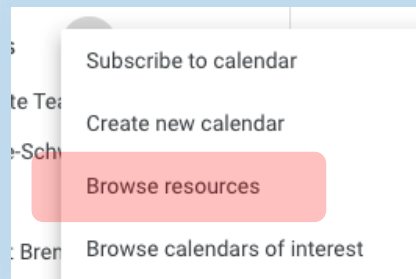
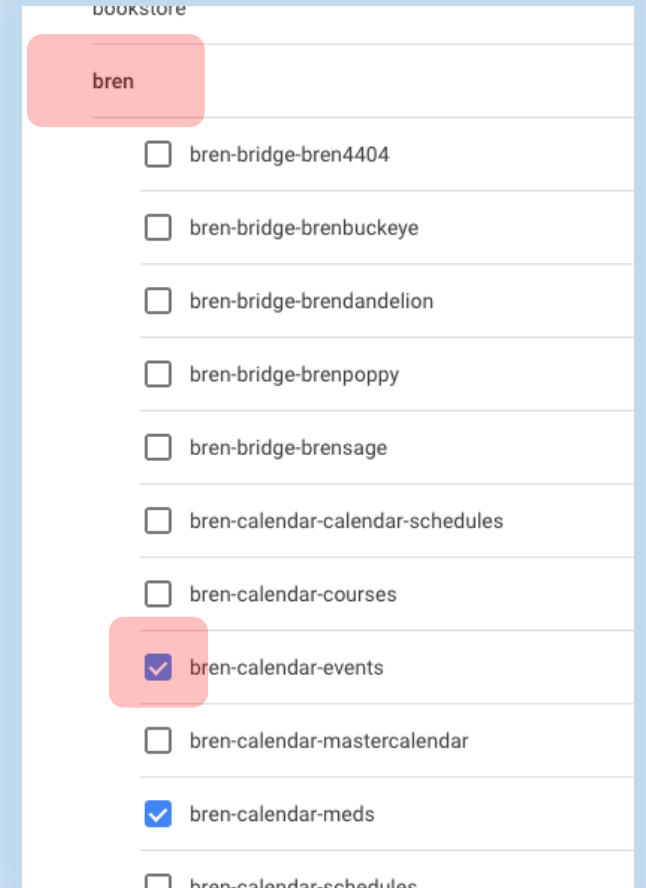
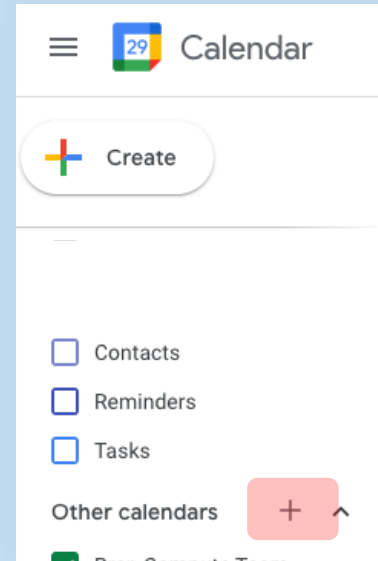
UCSB Google Resource Calendars

Resource calendars are associated with a thing and not a person.

- General Use Calendars / Schedule
- Equipment
- Etc.

Example: MEDS Calendar

- bren-calendar-meds



WiFi Options

BREN-WIFI (Wi-Fi) network

- 36 access points @ Bren
- Good coverage throughout building
- Good speed
- Login with Bren Desktop Account
- Hardwired locations available

EDUROAM WiFi network

- 11 access points @ Bren (Spottier)
- Available across campus and participating institutions
- Excellent speed
- Login with UCSBnetID@ucsb.edu
- Stay logged in for 30 days

Bren Computing / Meeting Spaces

- GIS Computer Lab
- Student Computing Facility
- Student Commons
- NCEAS Lobby
- Reservable Classrooms (Pine, Oak, Sycamore)
- Reservable Meeting Rooms (Visitor Center, Manzanita, Bonsai, Maple, Sequoia)
- Quiet Spaces (1st and 3rd Floor Libraries)

During the summer, or after hours, building access requires both a UCSB Access Card, and you to fill out the building access request form:



bit.ly/brenbuildingaccess

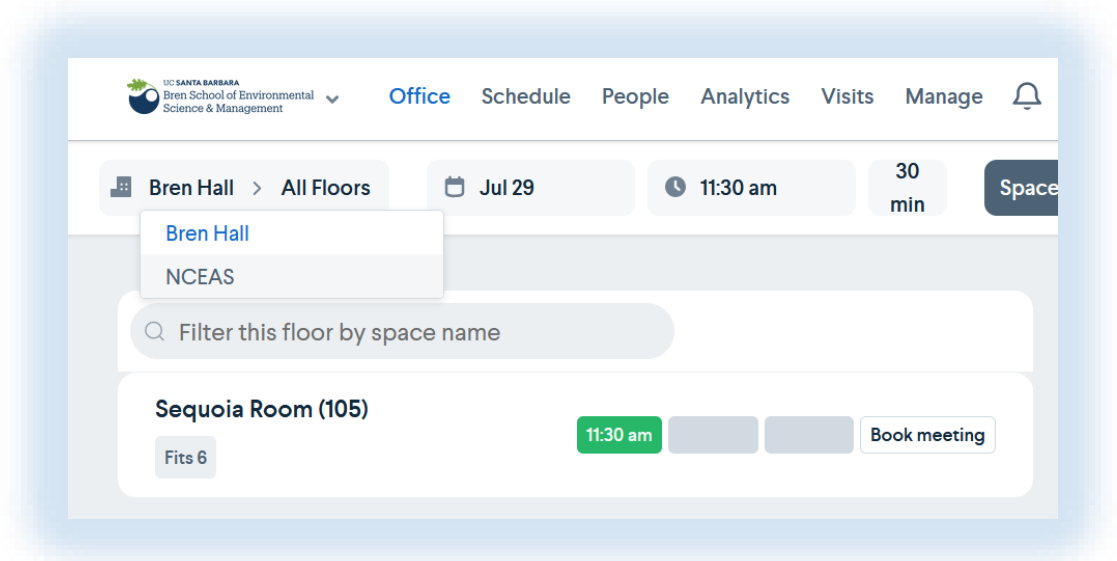
Meeting Space Reservations (Robin)

Online Interface For Booking:

- Immediate Self Booking
- Search For Available Spaces
- UCSB Google Account Required
- Limited to short, non-recurring reservations
- Mobile App Available

For Advanced / Complex Room Needs:

- Email: scheduling@bren.ucsb.edu
- Speak with Bren Staff (Emily, Sean, Jamie)



booking.bren.ucsb.edu

Cloud and Local Storage

Cloud: Geographically Dispersed, Accessed Through Internet

- UCSB Google Drive (50GB) – personal / shared / collaborative folders <https://drive.google.com>
- Box (10GB) – another cloud storage <https://ucsb.box.com>

Bren Windows Drive (H:): On File Server In Bren Building


- Mainly to support GIS lab courses / Bren Windows Computers
- Accessible using Bren Windows PCs
- Accessible using REEF (reef.bren.ucsb.edu)

MEDS User/Capstone/Scratch Folders: On File Server In Bren Building

- Will be used by MEDS courses, and MEDS capstone projects
- Will be detailed at a separate R Studio Server orientation in a few weeks

Printing and Equipment Loans

Printing:

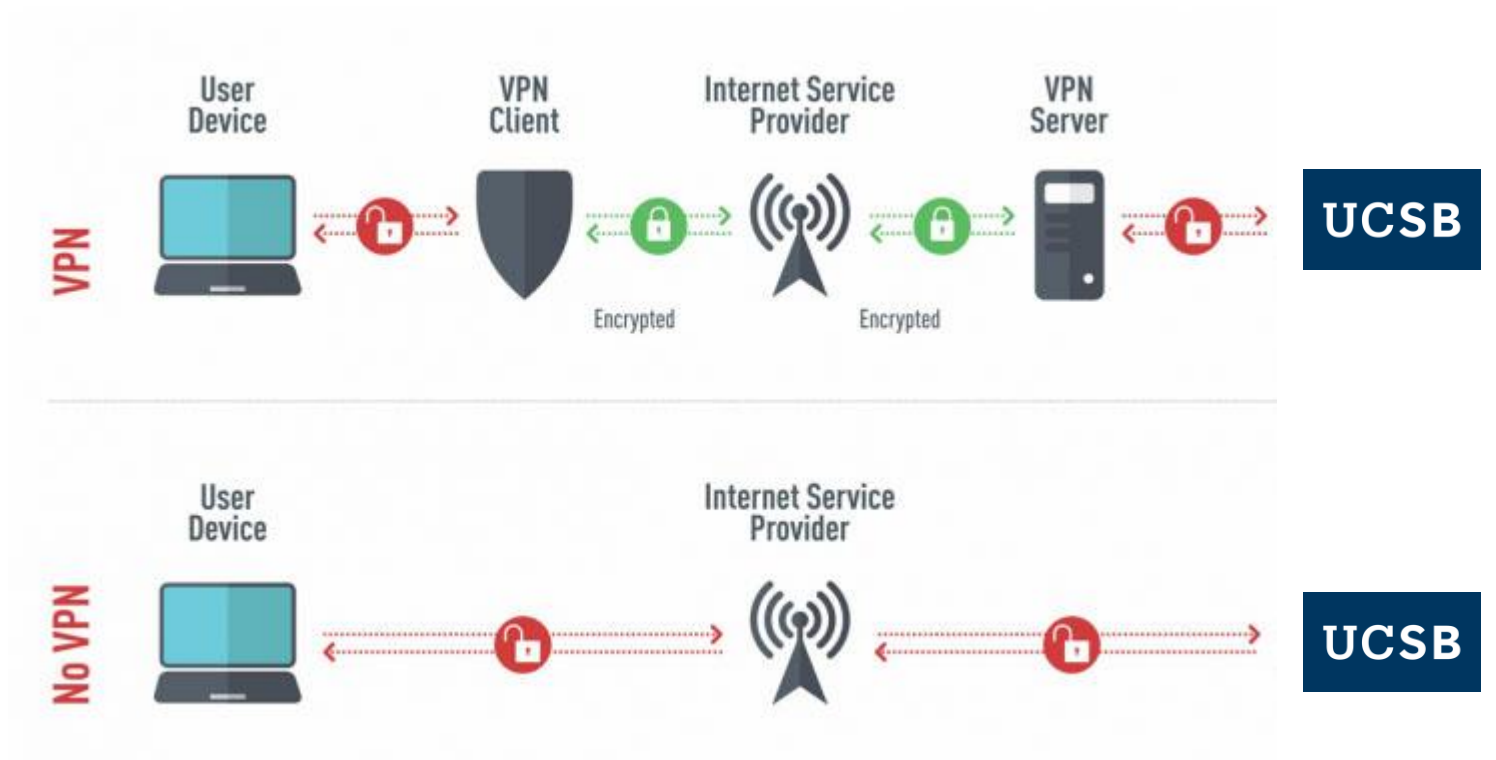
- Printers at Bren located in Student Mailroom and SCF
- Can be printed to by either Bren Windows Lab PC, or by uploading document through web interface
- How-to articles available at:  bren.zendesk.com
- Additional printing options at UCSB / NCEAS

Equipment Loans:

- We have laptops we can loan if you have a need
- We have various webcams, headsets, mice, keyboards, monitors etc. available for students to use if needed
- Email compute@bren.ucsb.edu or stop by [#compute](#) on slack to chat about your needs.

UCSB VPN

- Encrypts your internet traffic to UCSB
- Makes your computer part of UCSB network
- **REQUIRED** to access some resources
- Does not affect Zoom performance



Microsoft Office for Students

- As a student you can download and install Microsoft Office



bit.ly/ucsbdownloadoffice

- Google Drive let's you use Sheets, Docs etc.
- UCSB's Box service also have Office365 integration
- Does not include OneDrive access

Getting Help



Email: compute@bren.ucsb.edu



Office Hours (via Zoom) Tuesday and Fridays from 2:30 - 3:30 pm PST
([Join meeting 847-4349-7043](https://zoom.us/j/84743497043))



Bren Compute Team Knowledgebase: bren.zendesk.com * we'll also post presentation here



Slack: [#compute](#) on MEDS slack * mainly monitored during office hours